










PathWest Specimen Tube Collection Guide in Recommended Order of Draw

Notes


1. Venous blood gases (VBG) should be collected as per the procedure for Zinc collections.
2. **Haemolysis Warning** - Never inject blood into the collection tube through a needle from a syringe.
3. Always mix the blood with anticoagulants by gently inverting the tube 6-8 times.
4. Do **not** shake tubes (exception is Quantiferon)
5. Do **not** top up or transfer blood from one tube from another.
6. **Full patient identification** is required for all pathology specimens (i.e.: **full name and UMRN or full name and DOB**)
7. **This is a guide only.** If you have any queries or require further information, please refer to the PathWest Test Directory or contact your local laboratory prior to sample collection.

TUBE CONTENT	VOLUME	TESTS / DETERMINATIONS	INSTRUCTIONS
 <p>Blood Cultures</p>	8 -10 mls in each container	Blood cultures Investigation of a systemic bacterial or fungal infection	Must be collected using strict aseptic technique. First collect aerobic (grey/blue top) container followed by the anaerobic (purple/pink top)
 <p>Sodium Citrate</p>	2.7 ml	INR, Prothrombin Time, APTT, Coagulation profile. (2.0 ml and 1.8 ml size tubes also available) NB. Please refer to your local testing laboratory for D-Dimer collection requirements.	Fill to the clear fill line marked on the tube. Send to the Lab within 4 hours of collection otherwise separate the centrifuged plasma within 4 hours of collection and transport chilled.



PathWest Specimen Tube Collection Guide in Recommended Order of Draw

 Sodium Citrate	1.36 ml	Erythrocyte Sedimentation Rate (ESR) (Note: 1.8 ml tubes are used at regional PathWest laboratories and cannot be forwarded to the QE11 Nedlands laboratory for testing)	Must fill tube to midway between marked lines N.B can be collected at the end of the draw as tests performed on this tube not compromised by other additives.
 ACD	9.0 ml	HLA Typing – please check on line Specimen collection Manual before collection	Store at room temperature.
 Serum (+clot activator CAT)	6.0 ml	Therapeutic drug levels, antibiotic assays and drugs of abuse Note - a red top non-gel serum tube is preferred when collecting outside the metropolitan area. For collections in the metropolitan area please use a lithium heparin (dark green top – see below) Lithium assays can only be performed on a serum (red top) tube	Record the time of last dose on the request form and the collection date and time for all antibiotic assays & drug levels
 Serum (+clot activator CAT) OR  Serum with Gel (+clot activator - SST II)	6.0 ml ----- ---- 8.5 ml	Vitamin B12, Serum Folate For collection requiring Thiamine or Red Cell Folate, additional samples will be required – please refer to EDTA ----- Syphilis serology , Hepatitis serology, HIV, Viral serology, RRV, Arbovirus, CMV, Murray Valley Encephalitis, Q Fever, EBV, ANF, ASOT, RAST, Anti-DNaseB, TFT (T4 + TSH), PSA, Rheumatoid Factor (RF) , , BHCG (Qualitative/Quantitative), Autoantibodies, Protein Electrophoresis, Most Hormones (FSH, LH, E2 etc), IM Screen (Monospot).	----- N/A





PathWest Specimen Tube Collection Guide in Recommended Order of Draw

 <p>Lithium Heparin (LH)</p>	<p>4.0 ml</p>	<p>Therapeutic drug levels, antibiotic assays and drugs of abuse</p> <p>Note: A dark green top non-gel lithium heparin tube is preferred for samples collected within the metropolitan area. For samples collected outside the metropolitan area please use a serum (red top tube – see above)</p> <p>Do NOT collect Lithium Heparin (Green top) tubes for Lithium assays.</p>	<p>Record the time of last dose on the request form and the collection date and time for all antibiotic assays & drug levels</p>
		<p>Troponin T – Please collect a separate tube. Note:-proBNP– will also require a separate tube if tested in non-metropolitan laboratory.</p> <p>NB. Please refer to your local testing laboratory for D-Dimer collection requirements.</p> <p>Do NOT collect gel tubes for Troponin T or D-dimer assays</p>	<p>Do not spin and separate samples for Troponin, NT-proBNP or D-Dimer.</p>

PathWest Specimen Tube Collection Guide in Recommended Order of Draw

 <p>Lithium Heparin (LH)</p> <p>OR</p>  <p>Lithium Heparin Plasma with Gel (LH PST II)</p>	<p>8.0 ml</p>	<p>Biochemistry: UEC, LFT, Cardiac Enzymes, Lipids (Chol/Trig), HDL, Gamma GT, Calcium, Bicarbonate, Magnesium, Lipase, Uric Acid, Phosphate, CRP, Protein.</p> <p>NOTE: Iron Studies (Fe), Thyroid Studies (TFT), Hormones, PSA, Alcohol and some therapeutic drug levels can also be performed on this tube.</p>	<p>Calcium – Avoid venous occlusion during collection by releasing tourniquet ASAP.</p> <p>The UEC and Phosphate must be performed within 4 hours of collection otherwise separate the centrifuged plasma within 4 hours of collection then store and transport chilled.</p> <p>Unseparated samples should not be refrigerated but kept at room temperature until analysed</p>
 <p>EDTA (K2E)</p>	<p>4.0 ml</p>	<p>Haematology; FBC, Hb, Platelets, WCC, Reticulocytes, Glycated Hb (HbA1c), Malarial Parasites, G6PD Screen, Red Cell Folate, Cyclosporin, Hb electrophoresis. Heavy Metal Screen (2 tubes for mercury), FK506. Thiamine</p> <p>.....</p> <p>BNP will require EDTA plasma if tested at Nedlands. (Note Pro-BNP can be tested in some non-metropolitan laboratories. Please check with your local laboratory before collection)</p>	<p>Do not separate For Thiamine – please consult your local laboratory for collection requirements.</p> <p>.....</p> <p>Separate for BNP</p>
	<p>2 x 4.0 ml or 6.0 ml or 9.0 ml</p>	<p>Blood Group, Maternal antibody screen, Rhesus (Rh), Cross-match, Antibody Screen, Group & Hold, FMH, Kleihauer, Direct Coombs Test, Cord blood, PCR Studies</p>	<p>Specimen labels and request forms must have identical patient identification and include the collector's signature, date and time of collection.</p> <p>A formal declaration printed on the request form must be signed by the collector.</p> <p>Samples that do not meet these requirements will be discarded.</p>

PathWest Specimen Tube Collection Guide in Recommended Order of Draw

 <p>EDTA Gel (K2E)</p>	<p>6.0 ml</p>	<p>Parathyroid Hormone (PTH)</p> <p>If an EDTA Gel tube is not available, please contact your local testing laboratory for further advice.</p>	<p>Do not confuse with PTH related protein (PTHrp) which requires a special tube. Please contact your local laboratory.</p>
 <p>EDTA Trace Metal</p>	<p>6.0 ml</p>	<p>If an EDTA Trace Metal tube is not available, please contact your local testing laboratory for further advice.</p> <p>Zinc must be collected separately using a new luer adapter (see instructions) to reduce the risk of trace metal contamination from rubber bungs in other tubes.</p> <p>If other tubes are required the following instructions must be followed to avoid a double venepuncture:</p>	<p>For collections requiring a Trace Metal tube, please use a Winged Infusion Set (Butterfly Needle) and prepare a second (replacement) luer adapter. The first luer adapter must be changed immediately prior to collecting the Trace Metal tube to prevent contamination. Subsequent tubes can then continue to be collected as per the recommended order of draw.</p> <p>Please consult your local specimen collection team if assistance is required.</p>
 <p>Fluoride</p>	<p>2.0 ml</p>	<p>Glucose only (Can be used for Glycated Hb)</p>	<p>Fill only to the mark. Do not separate.</p>
 <p>Lithium Heparin Blood Gas</p>	<p>1.5 ml</p>	<p>Arterial Venous Blood Gas collections</p> <p>Please refer to your local laboratory for site specific information regarding collection and transport of Blood gas samples</p>	<p>Collect separately using a new luer adapter to avoid contamination Please consult your local laboratory for specific site requirements</p>
<p>For all other tests or enquiries, please call 13 PATH (137284) or refer to your local PathWest Laboratory or the online PathWest Test Directory as special procedures may apply.</p> <p>For transportation requirements, please refer to your local PathWest Laboratory.</p> <p>NOTE: This document is uncontrolled after printing and may be subject to change.</p>			